



D92 Metrics for Learning During a Pandemic

Board Presentation - August 17, 2021

Tim Arnold, Ph.D.

Superintendent



Considerations for Planning

- ★ Safe and effective in-person learning is the priority
- ★ We have multiple layers of COVID mitigation strategies already in place
- ★ We are implementing additional mitigation strategies
- ★ Vaccination is available for ages 12 years old and up
- ★ Trend of the COVID delta variant is moving in the wrong direction
- ★ CDC/IDPH/WCHD guidance has been updated to as of July 9, 2021
- ★ **Governor Pritzker implemented a statewide mask mandate for schools on Wednesday, Aug. 4, 2021.**

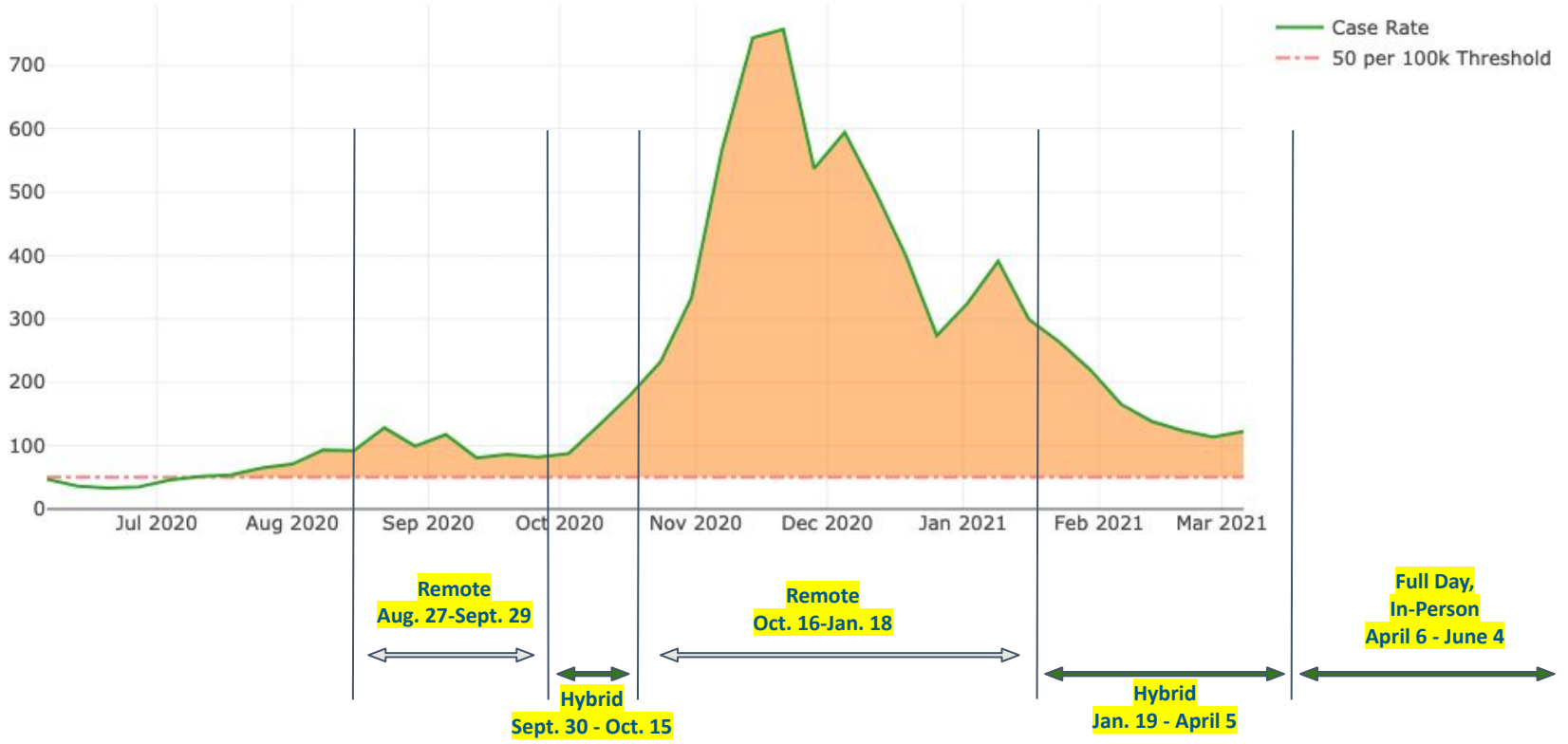


Decision-making with Community and School-based Metrics

- Throughout the 2020-21 school year, District 92 used multiple metrics to determine the safest, most effective learning model for students.
- District 92 will continue to use community and school-based metrics to determine the levels of mitigations for the 2021-22 school year.



2020-21 Learning Models Based on Metrics





Decision-making with Community and School-based Metrics

- During the 2021-22 school year we will reduce or increase levels of mitigation strategies based on the available COVID-related data.
- Metrics will be reviewed every two weeks, beginning Sept. 8, 2021.
- School-based and zip code metrics will be the focus

Mitigation Strategies	February 2021	April-June 2021	Aug. 18, 2021	Sept. 8, 2021	Sept. 22, 2021	Oct. 6, 2021
Delivery of instruction	Hybrid or full remote	Full day in person or full remote	Full Day in person 100%	Full Day in person 100%	Full Day in person 100%	Full Day in person 100%
Masking	100% Required	100% Required	Universal Masking per State Mandate	TBD	TBD	TBD
Physical Distancing	6ft. Lunch at home	3-6 ft. Lunch in classrooms	3-6 ft. Cafeterias open >50%	Monitor data & adjust as needed	Monitor data & adjust as needed	Monitor data & adjust as needed
Testing	None	None	Shield Testing	Shield Testing	Shield Testing	Shield Testing
Promoting Vaccinations	Staff	Age 12 +	In place	In place	In place	In place
Hand/Respiratory Hygiene	In place	In place	In place	In place	In place	In place
Ventilation/Air Purification	In place	In place	Pilot in common areas	TBD	TBD	TBD
Cleaning and Disinfection	In place	In place	In place	In place	In place	In place
Encouraging Sick to Stay Home	In place	In place	In place	In place	In place	In place
Health Dept. Quarantine (IDPH flow chart pending)	14 day for all close contacts	14 day for all non-vaccinated close contacts	10 day - for unvaccinated. Vaccinated, asymptomatic close contacts do not quarantine	10 day - for unvaccinated. Vaccinated, asymptomatic close contacts do not quarantine	10 day - for unvaccinated. Vaccinated, asymptomatic close contacts do not quarantine	10 day - for unvaccinated. Vaccinated, asymptomatic close contacts do not quarantine



D92 Metrics and 60441/60491 zip code metrics	Low	Moderate	High
Rolling Average 7-Day COVID Positivity Rate for D92 Student/Staff	< 5 %	5-7.9 %	≥ 8 %
Rolling Average 7-Day COVID Positivity Rate for 60441/60491 zip codes	< 5 %	5-7.9 %	≥ 8 %
Weekly New Case Rate per 100,000 population for 60441/60491 zip codes	<50	50-99	>99
Vaccination rate for 60441/60491 zip codes (per WCHD)	TBD	TBD	TBD
SHIELD Saliva Testing rate for D92 unvaccinated students and staff	> 40%	25-40%	< 25%



District 92 Mitigation Strategy Considerations

	Low Risk	Moderate Risk	High Risk
Positivity Rate D92 students/staff	No more than two in "Moderate" and no "High"	No more than two "High"	Three or more "High"
Positivity Rate D92 zip codes			
Weekly New Case Rate per 100,000			
Vaccination rate for zip codes			
SHIELD Saliva Testing rate			
Delivery of Instruction	In-person full day	In-person full day	In-person full day
Masks	Recommended	Required non-vac.	Universal
Shield Saliva Screening Testing	Opt-out option	Opt-out option	Opt-out option
Physical distance in the cafeteria	> 3 feet if possible	3-6 feet if possible	6 feet if possible
Physical distance in classrooms	3-6 feet	3-6 feet	3-6 feet
Hand/Respiratory Hygiene	Maintain	Maintain	Maintain
Ventilation	Maintain	Maintain	Maintain
Cleaning and Disinfection	Maintain	Maintain	Maintain
Encouraging Sick to Stay Home	Maintain	Maintain	Maintain



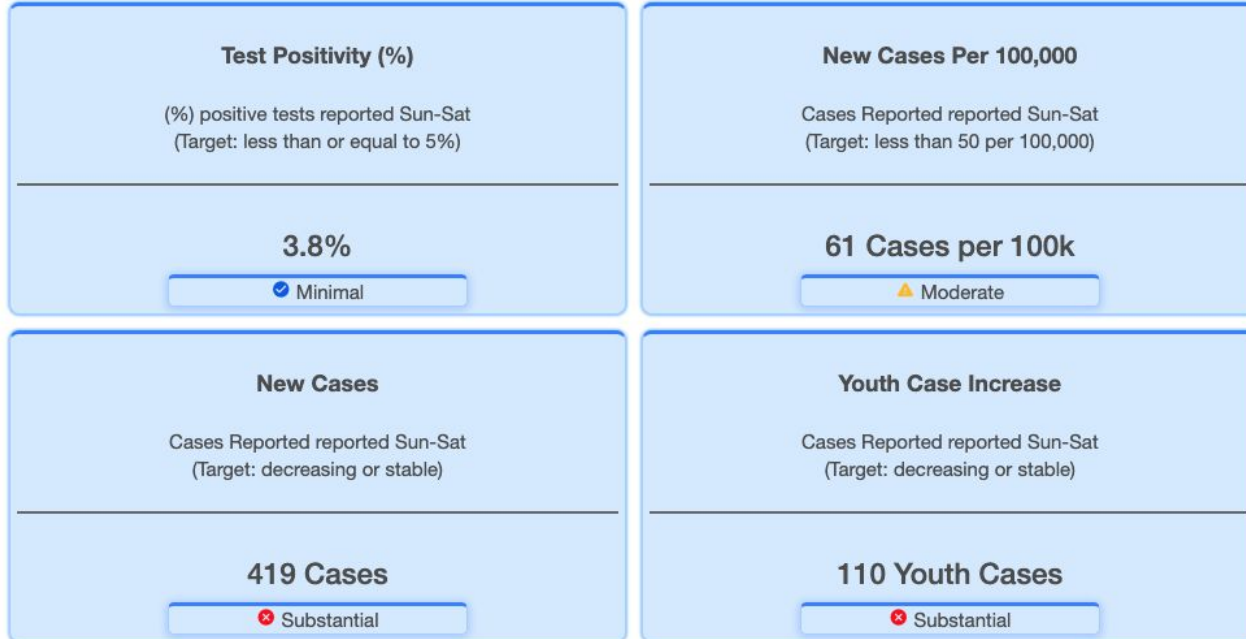
District 92 COVID Metrics and Factors August 17, 2021

District 92 Positivity Rate D92 for students and staff	TBD%
District 92 community Positivity Rate (Rolling 7 day average for zip codes 60441 and 60) Northwestern University SOQIC Dashboard	6.49%
District 92 community # of new cases per 100,000 population Northwestern University SOQIC Dashboard	124
District 92 SHIELD Saliva Testing rate (anticipated to begin week of Aug. 31-Sept. 3)	TBD
Vaccination rate for zip codes (data pending from WCHD)	TBD
Mitigation Status for the August 17 - Sept. 8, 2021	TBD
Additional Information	
Number of outbreaks in District 92 programs (5 or more clinically linked cases w/in 14 days last week)	0
Number of cases with transmission connected back to District 92 programs in the past week	0
Youth Cases IDPH County School Metrics (target: decreasing or stable)	262
New Cases Per 100,000 IDPH County School Metrics Week 31: 8/1/2021 Through 8/7/2021	148



Will County Detailed Metrics & School Metrics

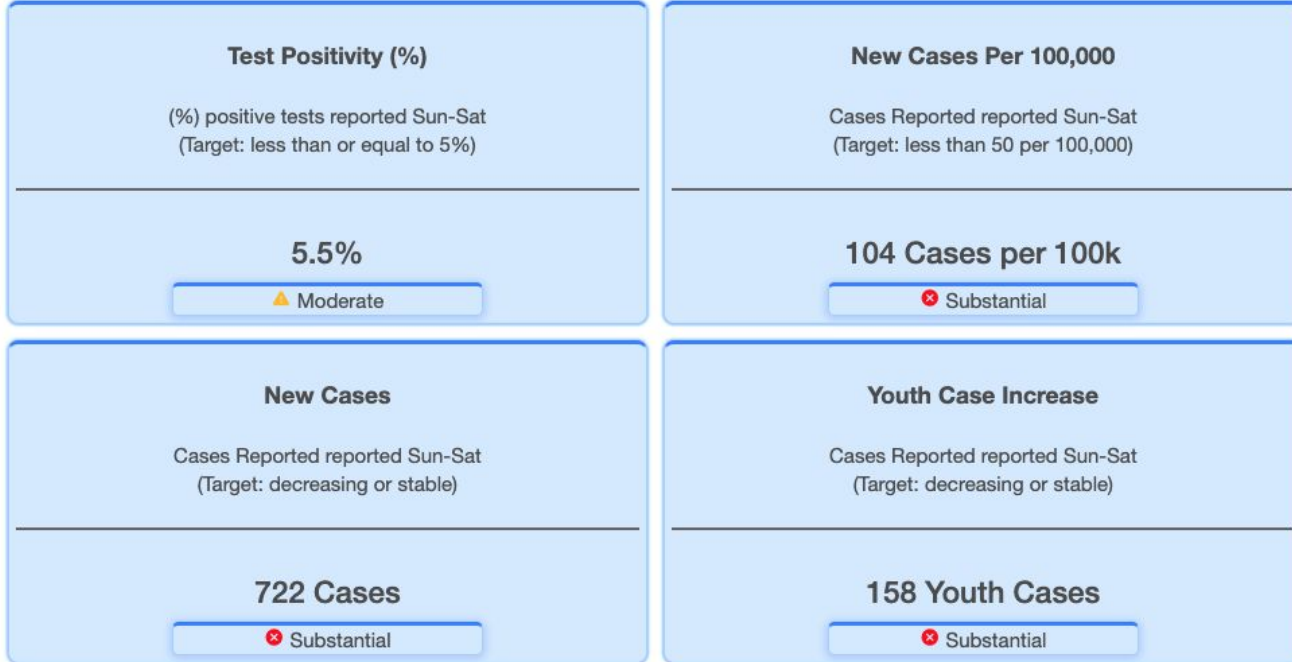
Week 29: 7/18/2021 Through 7/24/2021





Will County Detailed Metrics & School Metrics

Week 30: 7/25/2021 Through 7/31/2021





Will County Detailed Metrics & School Metrics

Week 31: 8/1/2021 Through 8/7/2021

Test Positivity (%)

(%) positive tests reported Sun-Sat
(Target: less than or equal to 5%)

6.8%

▲ Moderate

New Cases Per 100,000

Cases Reported reported Sun-Sat
(Target: less than 50 per 100,000)

148 Cases per 100k

✖ Substantial

New Cases

Cases Reported reported Sun-Sat
(Target: decreasing or stable)

1024 Cases

✖ Substantial

Youth Case Increase

Cases Reported reported Sun-Sat
(Target: decreasing or stable)

262 Youth Cases

✖ Substantial

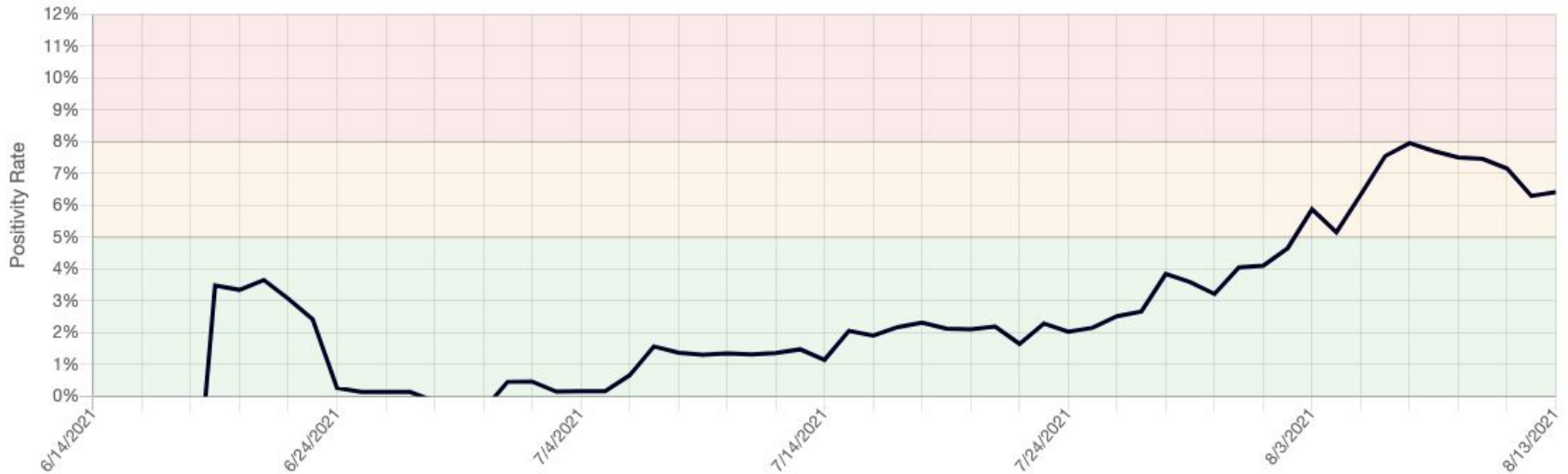


Illinois COVID Data by Zip Code

Lockport & Homer Glen updated: 8/13/2021

Rolling Average 7-Day COVID Positivity Rate

(Hover over the line to see the rate for a specific day)





Illinois COVID Data by Zip Code

Lockport & Homer Glen updated: 8/11/2021

Weekly New Case Rate per 100,000 population

(Hover over the line to see the rate for a specific day)

(Solid - Selected Zip Codes; Dashed - Illinois; Dotted - Regional)





Changes to the Learning Model

June 4 - August 18, 2021

In-Person Learning Model

- Students benefit from in-person learning. **Safely returning to in-person instruction is the priority.**
- Mask wearing and Shield testing are implemented to maintain the continuity of in-person learning for students.
- Full day, in-person instruction will be the only available option for students, unless they are under a quarantine or eligible for home/hospital instruction per Illinois School Code Section 14-13.01(a).



Changes to the Learning Model

June 4 - August 18, 2021

Mask Requirements

- **As of Aug. 4, 2021, universal masking is required in all schools per the Governor's Executive Order**
- **Once the statewide mask mandate is lifted, mask requirements will be reviewed every two weeks based on the school and community metrics.**



Changes to the Learning Model

June 4 - August 18, 2021

Shield Saliva Testing

- The Shield saliva test was developed by the University of Illinois to keep the university safe and open during the 2020-21 school year.
- The Shield test “catches” positive asymptomatic cases earlier, resulting in less spread throughout the school.
- Testing will be provided on a voluntary/optional basis for students and staff. An “opt-out” form will be used.



Changes to the Learning Model

June 4 - August 18, 2021

Shield Saliva Testing (cont.)

- **Testing consists of spitting into a small vial and takes 2-3 minutes to complete.**
- **Test results will be available in 24 hours and parents may choose to receive their child's results via a secure, online portal.**
- **Shield testing is provided through federal taxpayer funds. There is no direct cost to District 92 and no compensation is received by the District for administering these tests.**



Changes to the Learning Model

June 4 - August 18, 2021

Physical Distancing

- **Physical distancing:** 3 ft. physical distance will be maintained to the extent possible.
- **Room capacity:** Capacity limits in classrooms and school buses have been removed.



Changes to the Learning Model

June 4 - August 18, 2021

Contact Tracing/Quarantining

- **Contact tracing:** We will continue to contact trace for close contacts as directed by the Will County Health Department.
- **Quarantines for Close Contact (wearing a mask):** Non-vaccinated students who are **wearing a mask** and are at least three feet apart, **will not need to quarantine** for a close contact.
- **Quarantines for Close Contact (not wearing a mask):** Non-vaccinated students who are **not** wearing a mask and are less than six feet apart, **will need to quarantine** for a close contact.